

ENRICHMENT LESSON 15

THE STORY OF JOB

LESSON NOTES

**FOCUS: WISDOM ABOUT THE DEPTHS OF FAITH AND SUFFERING
(THE BOOK OF JOB)**

- SACRED STORY
- ENRICHMENT STORY

THE MATERIAL

- LOCATION: OLD TESTAMENT SACRED STORY SHELVES, BOTTOM SHELF, UNDER "DANIEL"
- PIECES: 2 6" SQUARES OF GREEN FELT, 1 6" SQUARE OF BROWN FELT, 1 6" SQUARE OF GREY FELT, 18 PEOPLE OF GOD (JOB, MRS. JOB, JOB'S 7 CHILDREN, 5 NEW CHILDREN, JOB'S 4 FRIENDS), PLASTIC CAMEL, SHEEP AND COW, WHIRLWIND (CLAY SHAPED TO LOOK LIKE A TORNADO OR FUNNEL CLOUD), FISH HOOK, 10" PIECE OF FISHING LINE
- CONTROL
- UNDERLAY: DARK BROWN FELT STRIP, 42" X 11"

BACKGROUND

Job is linked in general to the search of the people of God for the mystery of the presence of God. It is a kind of commentary on the whole journey. Jewish tradition recognizes three kinds of literature in the Jewish scriptures: *the law* (including its stories), *the prophets* and *the writings*. Job is from the writings. Among the writings are psalms, poetry, visions and other kinds of literature. Job is unique. It is a folktale layered with levels of literary meaning about God's presence despite our inability to understand that presence.

NOTES ON THE MATERIAL

Job's story sits on a deep wooden or wicker tray (12" x 8" x 3"). The story icon (5" x 2.5") is a whirlwind. It can be attached to the end or the side of the tray depending on the size of the shelves, the classroom or other considerations. The underlay is a

strip of dark brown felt, 42" x 11". Each object in the story is approximately the same size (no more than 4" high and 4" wide). The story calls for the following objects: two 6" squares of green felt, one 6" square of brown felt, one 6" square of grey felt, 18 People of God (Job, Mrs. Job, Job's seven children, five new children and Job's four friends), a camel, sheep and cow, a whirlwind, a fish hook, and a 10" length of fishing line.

A control for the lesson is folded and placed in the tray for the children to use to check their work. The sequence of the story is important because when you change the sequence, you change the story.

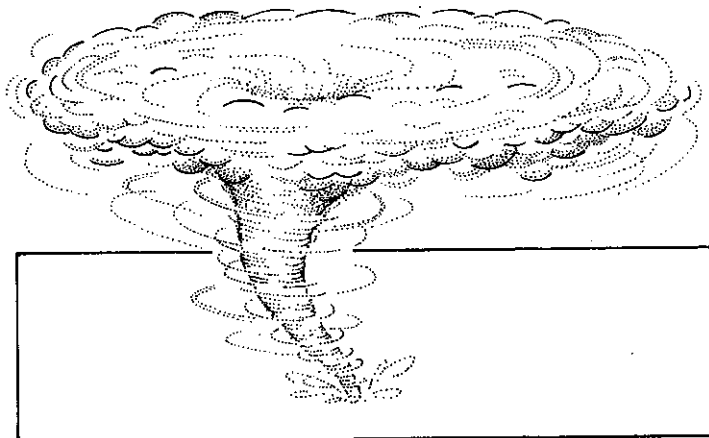
SPECIAL NOTES

The core stories about the People of God are placed on the top of the sacred story shelves. The enrichment stories about the key people in the core stories are placed on the lower shelves of the sacred story section in the room, under the core stories they enrich and extend (see diagram below).

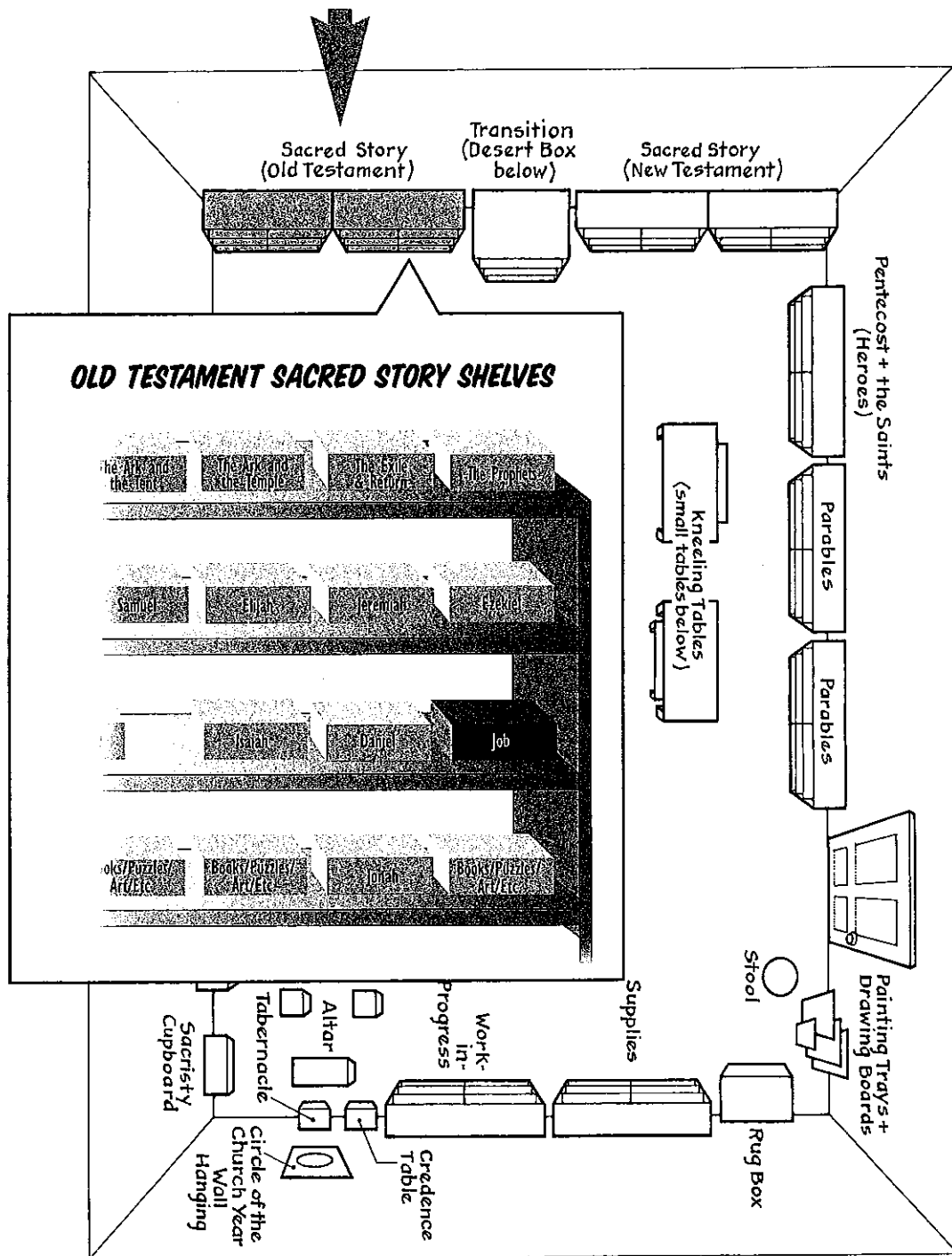
When you introduce the stories in this volume, take care to set them in the larger context of the sacred story of which they are a part. You can accomplish this by:

- presenting the top shelf story the week before and then following up with this,
- presenting the top shelf story briefly on the same day you present this, or
- standing by the shelf and reminding the children of the top shelf story before bringing this one to the circle.

As you tell the story of his life place objects on the underlay to remind you of each important event. Unroll the underlay slowly, just enough for each object, as if you are unrolling a timeline. At the end of the wondering, carefully place each object back in the tray saying something about each event like, "Here are Job's friends," and so forth. Lastly, model how to roll the underlay back up and place it in the tray.



STORY ICON FOR THE STORY OF JOB



WHERE TO FIND MATERIALS (TEACHING OBJECTS)

MOVEMENTS

WORDS


Move with deliberation to the shelf where the material waits. ☛ Watch. Watch where I go.

Pick up Job's tray and return to the circle.

As you return to the circle you may need to say... ☛ We need to be ready.

Take the underlay from the tray and begin to unroll the underlay—just enough to place the first object—right to left (from the storyteller's perspective).

Object #1: *As you tell the story, place the green felt square on the brown underlay and place Job on the underlay. Place the sheep, cow, camel, Job's wife and children all around him.* ☛ There was once a man who lived in the land of Uz. He had many sheep and all kinds of animals. He had a large family and loved them very much.



SHEEP, COW, CAMEL, JOB'S WIFE AND CHILDREN AROUND JOB (STORYTELLER'S PERSPECTIVE)

MOVEMENTS

Sweep your hand above the scene you've made to suggest that God and Satan are above, looking at the family.

Object #2: *Place the brown square beside the green one on the underlay. Move Job and Mrs. Job to this new spot, leaving behind everything else.*

Object #3: *Move Job to the grey square. Place his three friends around him.*

WORDS

One day God said to Satan, "Have you seen Job? He is truly good."

Satan said, "No he's not. It is easy to be good when you have so much."

God said, "But he is good."

Satan said, "Let's see."

God said, "Do what you will."

Job sat in his house, and people began to come to him with terrible news. All of his sheep, cattle and camels were stolen. A house fell on all of his children and they were killed. Job fell to the ground with heavy sadness.

"I came into the world a naked baby, and I will go out a naked old man. Blessed be God."

God said, "See he is good. He did not curse me."

Satan said, "No he is not...he lost a lot, but he wasn't hurt. Let's see what happens if he is in pain."

God agreed.

Job grew sick. He had disgusting sores all over his body. He itched and burned. He couldn't sleep or move without pain.

His wife said, "Curse God and die."

Job said, "No. We accept good from God so why not accept what is bad."

Three friends came to be with him in his misery. They sat with him, but then they thought God must be punishing him.

Job said, "No. I am a good person, even if I hurt and am sad. I will curse the day I was born, but not God."

MOVEMENTS

Add the fourth friend.

*Place **Object #4** (whirlwind) on the underlay.*

***Object #5:** Hold the fish hook over the underlay as you mention the fish hook and then put it down.*

Lift up the piece of string and pantomime pushing the string against the tongue of a Leviathan.

***Object #6:** Recreate the first scene; place the second square of green felt on the underlay; place Job, Mrs. Job and the five new children on the green felt (but no animals).*

WORDS

His friends thought he was lying. They said he must have done something bad. Job said that his friends were unkind.

✿ A fourth person came. He was very young, and became angry. He said he had been afraid to speak, but now in his anger he wanted Job to know that Job was wrong. "You must have done something bad. You just don't know what it is."

✿ Suddenly a whirlwind came across the fields towards them. Job heard God's voice in its terrible turning.

God said, "Where were you when I created the earth? What do you know about my ways?"

Job said, "I have no more to say."

✿ God went on: "Can you lift up the Leviathan, a great beast, like a little fish on a hook?"

✿ "Can you push down its tongue with a little piece of limp string?"


Job said, "I have tried to say things too wonderful for me to know. I still know nothing about your ways, but now I know you."

God was angry with the friends of Job and told them they also did not know what they were talking about. Now they needed to say they were sorry to Job and to God.

✿ Job lived for many more years. His sores healed and he grew rich again. His family grew once more. He accepted all of this. He took no credit for it, because he had met God face to face and that is what mattered.

MOVEMENTS

WORDS



COMPLETE LAYOUT OF THE STORY OF JOB (CHILDREN'S PERSPECTIVE)

Sit for a moment and look at the lesson from beginning to end to let the story rest. Then begin the wondering.

I wonder what part of this story you liked the best?

I wonder what part was the most important?

I wonder what part was about you, or what part you were in?

I wonder if we could leave any of the story out and still have all the story that we need?

After the wondering is over, put the story away carefully. Pick up each object in reverse order and remind the children what the object is, saying for example, "Here is the fish hook..." After all of the objects are back in the tray, carefully model how to roll the underlay back up and place it in the tray as well. Return the lesson to its place on the shelf. Then return to your spot in the circle and dismiss the children one by one to their work.

