

## **ENRICHMENT LESSON 3**

# **THE STORY OF SARAH**

### **LESSON NOTES**

**FOCUS: THE MOTHER OF THE GREAT FAMILY (GENESIS 12-23)**

- **SACRED STORY**
- **ENRICHMENT PRESENTATION**

### **THE MATERIAL**

- **LOCATION: OLD TESTAMENT SACRED STORY SHELVES, MIDDLE SHELF, UNDER "PEOPLE OF GOD"**
- **PIECES: 2 PEOPLE OF GOD REPRESENTING ABRAHAM AND SARAH, A TENT, BABY BLANKET, A SPRING OF WATER, 3 OF THE PEOPLE OF GOD REPRESENTING HAGAR, ISHMAEL AND ISAAC, A SACK OF GRAIN, A CAVE**
- **CONTROL**
- **UNDERLAY: TAN FELT STRIP, 42" X 11"**

### **BACKGROUND**

"The Great Family" has become as many as the stars in the sky and the grains of sand in the desert. But there is still an original mother and a father to remember, honor and learn from. This story enriches the story of the "the Great Family" (*Volume 2*, p. 57) by telling more about Sarah, the mother of "the Great Family." It includes the important and complicated relationship between Hagar, Sarah, Abraham, and God.

### **NOTES ON THE MATERIAL**

Sarah's story sits on a deep wooden or wicker tray (12" x 8" x 3"). The story icon (5" x 2.5") is a drawing of Sarah holding Isaac. It can be attached to the end or the side of the tray depending on the size of the shelves, the classroom or other considerations. The underlay is a strip of tan felt, 42" x 11". Each object in the story is approximately the same size (no more than 4" high and 4" wide). The story calls for the following objects: two People of God representing Abraham and Sarah, a tent, two baby blankets, a spring of water, three more of the People of God to represent Hagar, Ishmael and Isaac, a sack of grain and a cave.

A control for the lesson is folded and placed in the tray for the children to use to check their work. The sequence of the story is important because when you change the sequence, you change the story.


### ***SPECIAL NOTES***

The core stories about the People of God are placed on the top of the sacred story shelves. The enrichment stories about the key people in the core stories are placed on the lower shelves of the sacred story section in the room, under the core stories they enrich and extend (see diagram below).

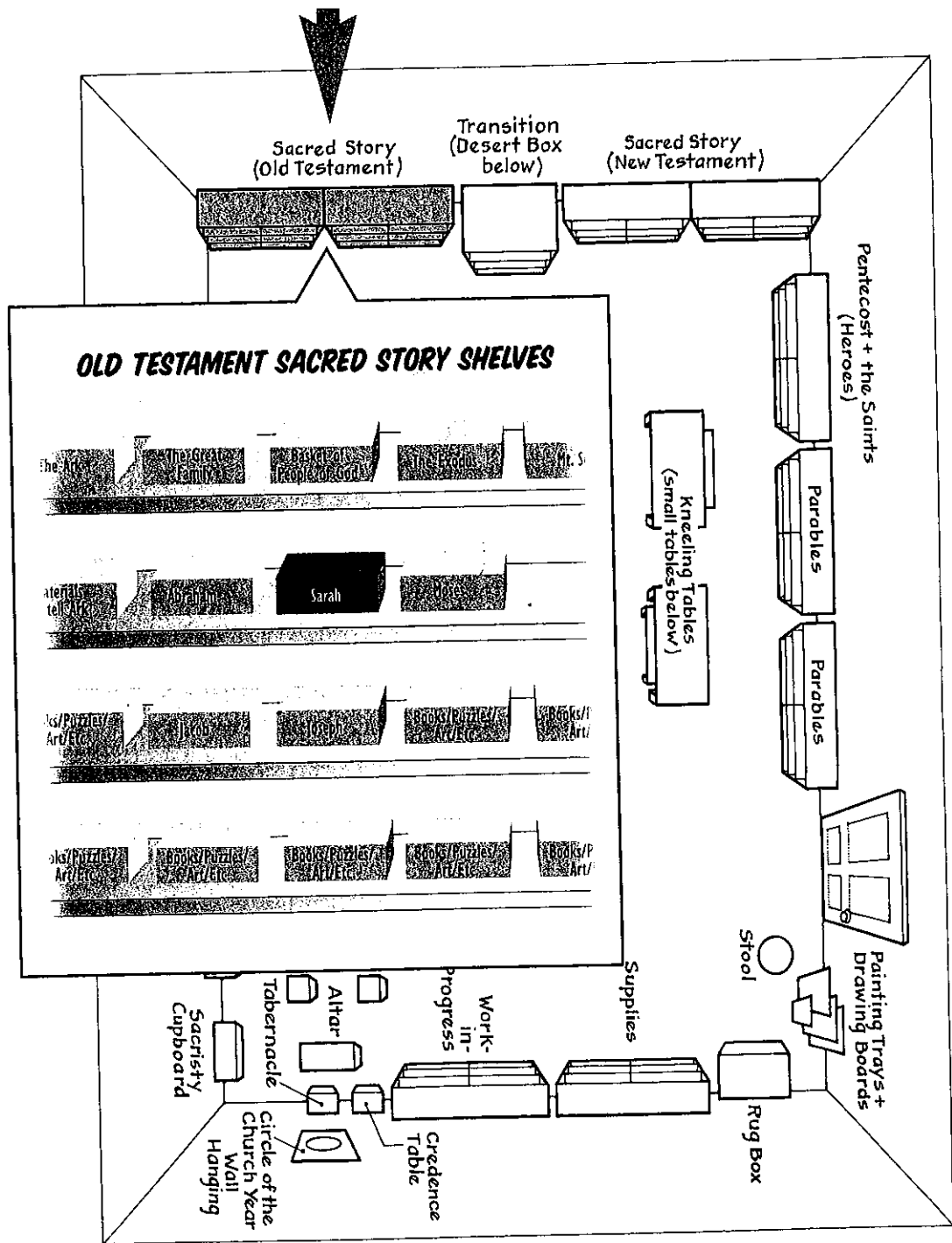
Sarah's story enriches the lesson about "the Great Family" (*Volume 2*, p. 57). When you introduce the stories in this volume take care to set them in the larger context of the sacred story of which they are a part. You can accomplish this by:

- presenting the top shelf story the week before and then following up with this,
- presenting the top shelf story briefly on the same day you present this, or
- standing by the shelf and reminding the children of the top shelf story before bringing this one to the circle.

As you tell the story of Sarah's life place objects on the underlay to remind you of each important event. Unroll the underlay slowly, just enough for each object, as if you are unrolling a life. At the end of the wondering, show the children the control card and then carefully place each object back in the tray saying something about each event like, "Here are the three strangers who came out of the desert to tell Sarah that she would have a baby," and so forth. Lastly, model how to roll the underlay back up and place it in the tray.



***STORY ICON FOR THE STORY OF SARAH***



**WHERE TO FIND MATERIALS (TEACHING OBJECTS)**

## MOVEMENTS

*Move with deliberation to the shelf where the material waits.*

*Pick up the tray containing the material and return to the circle. You may need to say:*

*Remove the underlay from the tray and unroll it just enough so that the first object will fit, right to left (storyteller's perspective).*

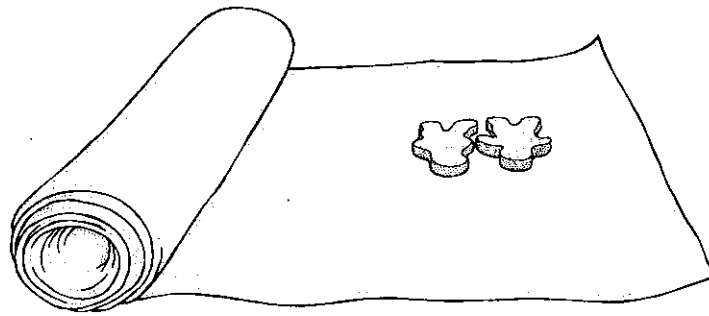
*Place **Object #1** (two People of God like Adam and Eve) on the underlay a little apart. When you say that they "fell in love" push them together.*

## WORDS

Watch. Watch where I go.

Everyone needs to be ready.

Once in the great city of Ur there was a girl named Sarai, which means "princess." In the same city there was a man named Abram. They met and fell in love.



**PEOPLE PUSHED TOGETHER (STORYTELLER'S PERSPECTIVE)**

*Place **Object #2** (tent) on the underlay.*

They traveled to many new places. God showed them the way. All their lives they lived in tents.

*Place **Object #3** (baby blanket...but no baby) on the underlay.*

Sarai was beautiful, even when she was very old. Once they went to Egypt, and the King of Egypt, called the Pharaoh, wanted her for himself. When he discovered that she was Abram's wife he made both of them leave. They went back to the land of Canaan—to Hebron—where they pitched their tent for the last time.

*Place **Object #4** (figure for Hagar) on the underlay.*

Abram and Sarai had been married for a long time, but they had no children. God had promised them that they would be the mother and the father of a great family, but how could that be with no children? This made Sarai worry.

Finally, she told Abram to take a second wife, which was a custom in those days. Abram took Hagar, Sarai's helper, for a second wife.

## MOVEMENTS

Place **Object #5** (spring of water) on the underlay.

Place **Object #6** (figure wrapped in a baby blanket) on the underlay.

Pick up the baby blanket on the underlay and wrap **Object #7** (Isaac) in it when you speak of Isaac's birth. Place it on the underlay next to Ishmael.

Place **Object #8** (sack) on the underlay as you mention the bread and water.

Take Sarah and Abraham from their positions at the beginning of the lesson and Isaac out of the baby blanket and place them on the underlay beside the sack of food. Take Abraham and Sarah away when you speak of them going away, and then bring them back when you speak of them coming back.

## WORDS

When Hagar was about to have a baby, Sarai became angry because *she* wanted to be the mother. Hagar was afraid so she ran away into the wilderness.

The angel of the Lord found Hagar by a spring of water in the desert and told her to go back. The angel told Hagar that she would have a son and should name him *Ishmael*. She went back and Ishmael was born.

Many years went by and God appeared to Abram. God said to him, "We will be together forever." God also blessed Sarai and promised to give her a son of her own. So Abram became Abraham and Sarai became Sarah.

Three strangers came out of the desert. The strangers said, "In the spring of the year God will bless Sarah, and she will have a son." Abraham laughed. Sarah who was standing by the door laughed too, because she was too old.

The strangers heard and said, "Sarah, did you laugh?" She said, "No." She was afraid for some reason.

Sarah did have a son. She named him Isaac, which means laughter.

Sometime later Sarah saw Ishmael, Hagar's son, playing with Isaac. She grew angry all over again, and told Abraham to send them away.

The next morning Abraham gave Hagar and Ishmael some bread and water and sent them into the desert. When they had nothing left to eat or drink, Hagar put Ishmael under a bush and walked far away so she wouldn't have to watch him die. The baby began to cry, and God heard him. An angel came to Hagar and told her to open her eyes. When she did, she saw a well of water. Hagar and Ishmael drank the water and lived. Their family is still alive today.

One day Sarah watched Abraham and Isaac go away. They were going to Mt. Moriah. She watched from inside the tent as they left. And the next day she watched for them again...and the next. A week passed. She wondered if she would ever see Isaac again. Finally she saw them coming back and went out to greet them. It was good to have them home again.

## MOVEMENTS

Place **Object #9** (cave) on the underlay.

*Sit for a moment and look at the lesson from beginning to end to let the story rest. Then begin the wondering.*

*After the wondering is over, show the children the control card for them to use to check their own telling of the story. Then put the story away carefully. Pick up each object in reverse order and remind the children what the object is, saying for example, "Here is the cave where Sarah was buried." After all of the objects are back in the tray, carefully model how to roll the underlay back up and place it in the tray as well. Return the lesson to its place on the shelf. Then return to your spot in the circle and dismiss the children one by one to their work.*

## WORDS

Then Sarah, full of many years, died. And Abraham buried her in a cave at the end of his new field by the trees.

Isaac married *Rebecca*, and they had twins, and "the Great Family" began to grow.

I wonder what part of this story you liked the best?

I wonder what part of this story is the most important?

I wonder what part is about you, or is especially for you?

I wonder if we can leave out any of the story and still have all that we need?