

LESSON 6

THE STORY OF MOSES

LESSON NOTES

FOCUS: THE ONE WHO WAS DRAWN OUT OF THE REEDS BY AN EGYPTIAN PRINCESS TO DRAW THE PEOPLE OF GOD OUT OF EGYPT (EXODUS 1:8-17:7; 19:1-40:38; DEUTERONOMY 34:8)

- SACRED STORY
- ENRICHMENT PRESENTATION

THE MATERIAL

- LOCATION: OLD TESTAMENT SACRED STORY SHELVES, MIDDLE SHELF, UNDER "THE EXODUS"
- PIECES: BABY MOSES IN BASKET AND REEDS TO COVER IT, BURNING BUSH, 2 PIECES OF "FELT WATER" TO SHOW THE PARTING OF THE RED SEA, 2 QUAIL, "MANNA" IN CLEAR BOX, STAFF AND ROCK, MT. SINAI FROM THE TOP SHELF, GOLDEN CALF, BROKEN TEN COMMANDMENT TABLETS, ARK OF THE COVENANT
- CONTROL
- UNDERLAY: TAN FELT STRIP, 42" X 11"

BACKGROUND

The story of Moses enriches the Exodus (*Volume 2*, p. 65), the Ten Best Ways (*Volume 2*, p. 73) and the Ark and the Tent (*Volume 2*, p. 91). The princess who rescued Moses from the river Nile gave him an Egyptian name that is translated by the Hebrew verb "to draw out." He was drawn out from the reeds of the Nile by the daughter of the Pharaoh to draw the people of God out of bondage in Egypt.

When Moses came down from Mt. Sinai, his face was shining after his being so close to God and God being so close to him. The same thing happened when he went into the Tabernacle to pray (Exodus 35:29-35). He was in the wilderness for forty years as a shepherd working for his wife's father, Jethro, a priest of Midian. Then he was in the wilderness another forty years before his death on Mt. Nebo where he looked over the river Jordan to see the Promised Land, but he could not cross over.

NOTES ON THE MATERIAL

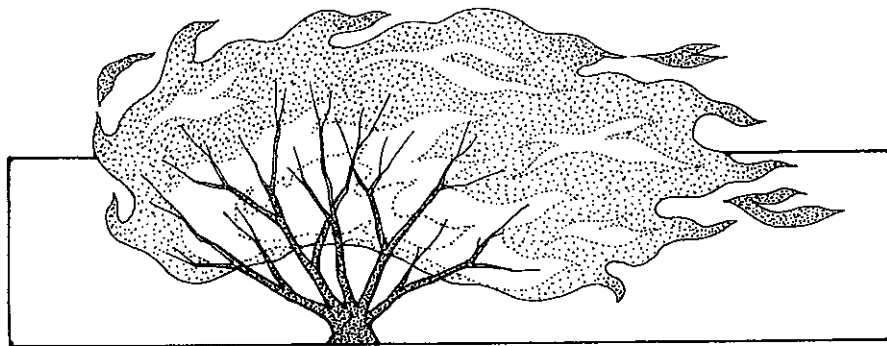
Moses' story sits in a deep wooden or wicker tray (12" x 8" x 3"). The story icon (5" x 2.5") is the burning bush. It can be attached to the end or the side of the tray depending on the size of the shelves, the classroom or other considerations. The underlay is a strip of tan felt, 42" x 11". Each object in the story is approximately the same size (no more than 4" high and 4" wide). The story calls for the following objects: a small baby wrapped in a blanket and placed in a small basket, green felt "reeds," a burning bush, two pieces of blue felt (7" x 3") to represent the Red Sea, 2 quail, a rock and a shepherd's staff, Mt. Sinai from the top shelf, a golden calf, 10 commandment tablets split in two and the Ark of the Covenant (like the one used in the story "The Ark and the Tent," *Volume 2, p. 81*). A control for the lesson is folded and placed in the tray for the children to use to check their work. The sequence of the story is important because when you change the sequence, you change the story.

SPECIAL NOTES

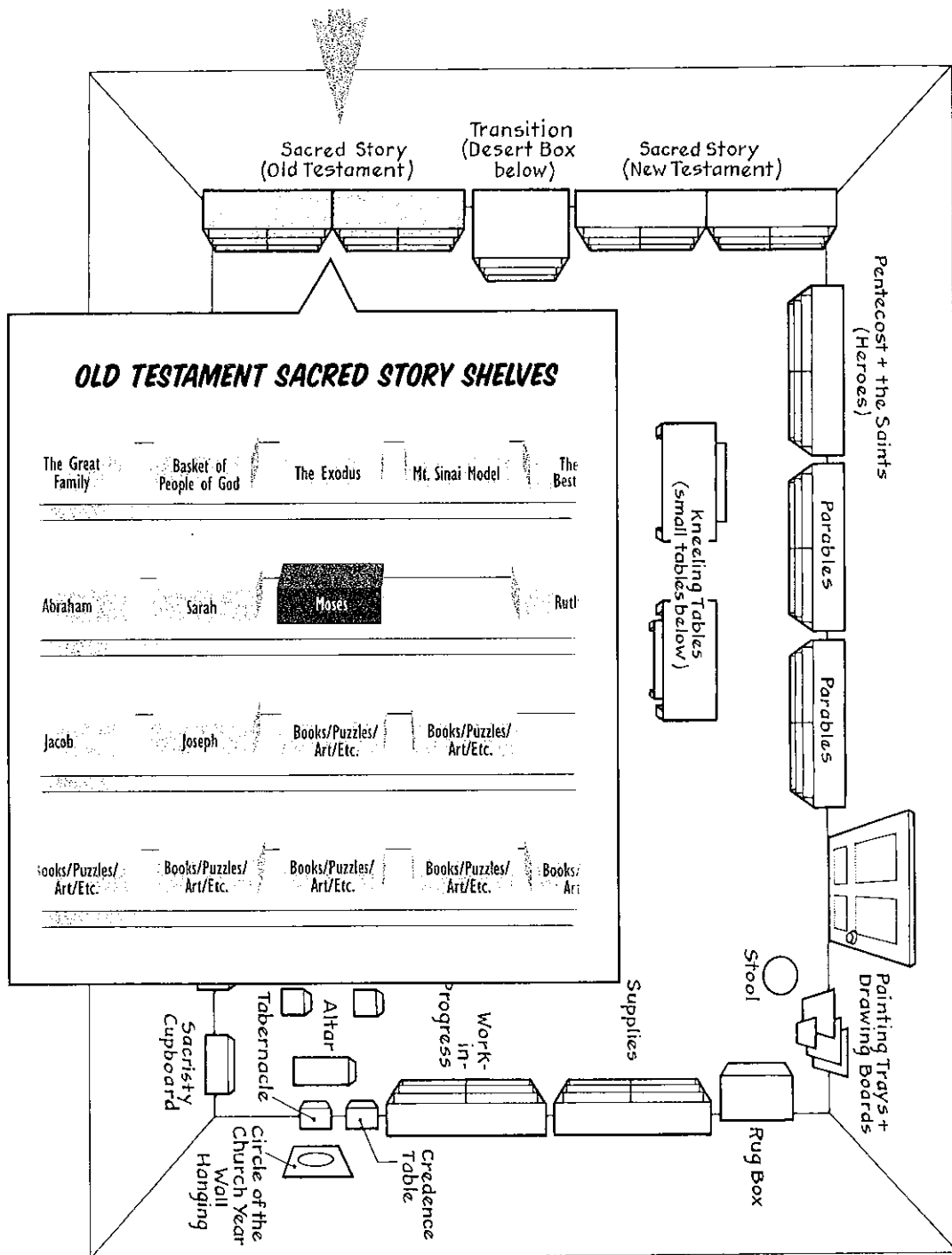
The core stories about the People of God are placed on the top of the sacred story shelves. The enrichment stories about the key people in the core stories are placed on the lower shelves of the sacred story section in the room, under the core stories they enrich and extend (see diagram below).

Moses' story enriches the Exodus, the Ten Best Ways, and the Ark and the Tent. When you introduce the stories in this volume, take care to set them in the larger context of the sacred story of which they are a part.

As you tell the story of Moses' life place objects on the underlay to remind you of each important event. Unroll the underlay slowly, just enough for each object, as if you are unrolling a life. At the end of the wondering, show the children the control card and then carefully place each object back in the tray saying something about each event like, "Here is Mount Nebo," and so forth. Lastly, model how to roll the underlay back up and place it in the tray.



STORY ICON FOR THE STORY OF MOSES



WHERE TO FIND MATERIALS (TEACHING OBJECTS)

MOVEMENTS

Move with deliberation to the shelf where the material waits.

Pick up the tray containing the material and return to the circle. Then say:

Go and get the mountain from the shelf.

You may need to say:

Take the underlay out of the tray. Unroll it so that the first object will fit, right to left (the storyteller's perspective).

*Place **Object #1** (Baby Moses in basket) on the underlay. Slowly cover it with the green felt reeds.*

*Place **Object #2** (burning bush) on the underlay as you speak of it.*

WORDS

Watch. Watch where I go.

We need something else.

Everyone needs to be ready.

After many years a new Pharaoh ruled. He did not remember what Joseph had done for Egypt. The People of God became slaves. They were trapped and could not go home.

There were so many of the People of God in Egypt that the Pharaoh was afraid they would take his kingdom away from him, so he said that all the baby boys had to be killed.

One of the mothers made a basket of bulrushes woven together and hid the baby in the basket. She put the basket in the reeds by the Nile.

The daughter of the Pharaoh found the basket. She named the baby *Moses* and raised him in the palace.

When Moses was a young man, he saw an Egyptian beating one of the People of God. Moses grew angry and killed him. Then he ran away into the desert.

Moses stayed with the family of Jethro. He married Zepporah, one of Jethro's daughters, and became a shepherd. He lived there for forty years.

One day while Moses was taking care of Jethro's sheep, he took them to the mountain of God, Mt. Horeb, which is also called Sinai. Suddenly he saw a bush that was burning but did not burn up.

MOVEMENTS

WORDS

God spoke to Moses from the burning bush. God told Moses that the cries of the People of God in Egypt had been heard. Moses was to go and set the people free.

Moses said, "But who am I to do such a thing?"

God said, "I will be with you."

"What is your name?"

"My name is Yahweh. I am who I am."


"Can't you send someone else?"

"Aaron, your brother, will go with you. He will speak for you."

So Moses went back to Egypt to tell the Pharaoh to let his people go. Moses went many times to the Pharaoh to tell him to let God's people go, and many times the Pharaoh said, "No!" Terrible things happened in the land of Egypt. Finally the Pharaoh said, "Yes."

Place **Object #3 (felt water)** on the underlay and unroll it to show the parting of the waters. Move one of your fingers through the opening to show how the people went through.

God helped Moses lead the people through the water into freedom.



FELT WATER SHOWING THE PARTING OF THE WATERS (STORYTELLER'S PERSPECTIVE)

MOVEMENTS

Place **Object #4** (quail and manna) on the underlay as you speak of them.

Object #5 (staff and rock): Place the rock on the underlay and hold the staff over it as you tell this part. Then place the staff on the underlay beside the rock.

Place **Object #6** (Mt. Sinai from the top shelf) on the underlay.

Place **Object #7** (golden calf) on the underlay.

Place **Object #8** (broken tablets) on the underlay.

WORDS

Moses led the people through the desert for 40 years. The People of God grew tired and hungry and discouraged—and they grumbled to Moses.

But God showed the people that God was with them by giving them quail and manna to eat in the desert.

When the people were thirsty from traveling in the desert, they complained to Moses, and Moses talked with God. God told Moses to strike a rock with his staff. Water came out of the rock so the people could drink.

Something happened that made God angry. Moses did not keep faith with God in the midst of the people, so God told Moses that he would see but never enter the Promised Land (Exodus 17:1-7, Deuteronomy 32:51-52).

The people were free. But they didn't know the best way to go. With God's help, Moses led the people to God's mountain, Mt. Sinai, where God had spoken to him from the burning bush. And Moses went up on the mountain to talk with God. The people waited...and waited...and waited. Moses was gone a long time.

The people began to think Moses was never coming back, so they asked Aaron to make them a new god to lead them. Aaron took all of the gold the women were wearing and melted it. Then he shaped the melted gold into a calf. He gave the calf to the people saying, "Here is your god." And the people built an altar and worshiped the golden calf.

Moses came down from the mountain; his face was shining. He carried the Ten Best Ways, but found the people worshiping the golden calf. He grew angry and broke the stone tablets on which the Ten Best Ways were written. He took the golden calf and threw it in the fire. The people were sorry, so God gave Moses the Ten Best Ways again, and Moses gave them to the people.

MOVEMENTS

Place **Object #9** (Ark of the Covenant) on the underlay. Cover the Ark with your hands when you speak of the tent.


Touch the underlay with respect when you speak of Moses' being buried.

WORDS

God told Moses to have the people make a box called an ark to hold the Ten Best Ways. The box was covered with gold, and it had poles on the sides, so the people could always carry it with them wherever they went. God told Moses how to make a tent called a tabernacle for the ark. When the people stopped to rest in the wilderness God's glory filled the tent, and Moses came close to God there. When he came out his face was shining.

After forty years, they came to another Mountain, Mt. Nebo. Moses looked over into the Promised land from the mountain-top, and God said, "I will give this land to the People of God, but you will not cross over."

Moses died there and no one knows to this day where he was buried.



FINAL LAYOUT OF THE STORY OF MOSES

MOVEMENTS

Sit for a moment and look at the lesson from beginning to end to let the story rest. Then begin the wondering.

After the wondering is over, show the children the control card for them to use to check their own telling of the story. Then put the story away carefully. Pick up each object in reverse order and remind the children what the object is, saying for example, "Here is the burning bush." After all of the objects are back in the tray, carefully model how to roll the underlay back up and place it in the tray as well. Return the lesson to its place on the shelf. Then return to your spot in the circle and dismiss the children one by one to their work.

WORDS

I wonder what part of the story you like the best?

I wonder what part is the most important?

I wonder what part is about you or what part was especially for you?

I wonder if we can leave out any of the story and still have all that we need?

